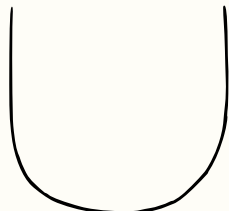


SOVA

NASEDETICKY.SK
pre úsmev vašich detí

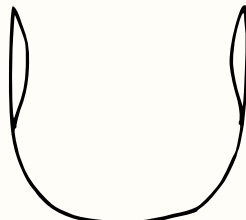


1.




Nakreslíme oblúček.

2.




Trošku ho upravíme.

3.




Spojíme vrchnú časť oblúka.

4.




Nakreslíme dve väčšie kolieska, ktoré budú predstavovať oči.

5.




Oči dokreslíme.

6.




Pridáme zobáčik.

7.




Nasledujú krídla.

8.



Krídla ozdobíme vlnovkami.

9.



Nakoniec pridáme nožičky.

